


1. Name of Listed Entity : MARAL OVERSEAS LIMITED
2. Scrip Code/Name of Scrip/Class of Security : BSE : 521018 , NSE: MARALOVER /EQUITY SHARES
3. Share Holding Pattern Filed under: Reg. 31(1)(a)/Reg. 31(1)(b)/Reg.31(1)(c) : 31(1)(b)  
If under 31(1)(b) then indicate the report for Quarter ending : 30th June, 2025
4. Declaration: The Listed entity is required to submit the following declaration to the extent of submission of information:-

Sl No.	Particulars	Yes*	No*
1	Whether the Listed Entity has issued any partly paid up shares?	-	No
2	Whether the Listed Entity has issued any Convertible Securities.?	-	No
3	Whether the listed Entity has issued any warrant?	-	No
4	Whether the Listed Entity has any shares against which depository receipts are issued?	-	No
5	Whether the Listed Entity has any shares in locked-in?	-	No
6	Whether any shares held by promoters are pledge or otherwise encumbered?	Yes	-
7	Whether company has equity shares with differential voting rights?	-	No
8	Whether the Listed Entity has any significant beneficial owner?	Yes	-

\* If the Listed Entity selects the option 'No' for the questions above, the columns for the partly paid up shares, Outstanding Convertible Securities/Warrants, depository receipts, locked-in shares, No of shares pledged or otherwise encumbered by promoters, as applicable, shall not be displayed at the time of dissemination on the Stock Exchange website. Also wherever there is 'No' declared by Listed Entity in above table the values will be considered as 'Zero' by default on submission of the format of holding of specified securities.

*Handwritten signature*



5. The tabular format for disclosure of holding of specified securities is as follows:-  
Table I - Summary Statement holding of specified securities

Category	Category of shareholder	Nos. of shareh olders	No. of fully paid up equity shares held	No. of Partly paid-up equity shares held	No. of shares underlying Depository Receipt	Total nos. Shares held	Sharehold ing as a % of total no. of shares(cal culated as per SCRR,1957 )	Number of Voting Rights held in each class of securities				No. of Shares Underlying Outsta nding securiti es (includ ing Warran ts)	Shareho lding , as a % assumin g full conversi on of converti blesecuri ties ( as a percenta ge of diluted shareca pital)	Number of Locked in shares		Number of Shares pledged or otherwise encumbered		Number of equity shares held in dematerialize d form
(I)	(II)	(III)	(IV)	(V)	(VI)	(VII) = (IV)+(V) +(VI)	(VIII) As a % of (A+B+C2)	(IX) No of Voting Rights				(X)	(XI)= (VII)+(X )As a % of (A+B+C 2)	(XII)		(XIII)		(XIV)
								Class- Equity	oth ers clas s of shar es	Total	Total as a% of (A+B+ C)			No. (a)	As a % of total Shares held (b)	No. (a)	AS a % of total Share s held (b)	
(A)	Promoter & Promoter Group	15	3,11,09,229	-	-	3,11,09,229	74.95	3,11,09,229	-	3,11,09,229	74.95	-	74.95	-	-	1,49,42,880	48.03	3,11,09,229
(B)	Public	16,785	1,03,98,771	-	-	1,03,98,771	25.05	1,03,98,771	-	1,03,98,771	25.05	-	25.05	-	-	N.A.	N.A.	98,26,113
(C)	Non Promoter-Non Public	-	-	-	-	-	-	-	-	-	-	-	-	-	-	N.A.	N.A.	-
(C1)	Shares underlying DRs	-	-	-	-	-	NA	-	-	-	-	-	-	-	-	N.A.	N.A.	-
(C2)	Shares held by Employee Trusts	-	-	-	-	-	NA	-	-	-	-	-	-	-	-	N.A.	N.A.	-
	Total	16,800	4,15,08,000	-	-	4,15,08,000	100.00	4,15,08,000	-	4,15,08,000	100.00	-	100.00	-	-	1,49,42,880	36.00	4,09,35,342



*Signature*

Table II - Statement showing shareholding pattern of the Promoter and Promoter Group

Sr.No	Category & Name of the Shareholders	PAN	No. Of share holders	No. Of fully paid up equity shares held	Partly paid up equity shares held	No. Of shares underlying Depository Receipts	Total no. shares held	Shareholding % calculated as per SCRR, 1957 as a % of	Number of Voting Rights held in each class of securities				No. Of Shares Underlying Outstanding convertible securities (including Warrants)	Total Shareholding, as a % assuming full conversion of conversion of convertible securities (as a percent of	Number of Locked in shares	Number of Shares pledge or otherwise encumbered	Number of equity shares held in dematerialized form	Shareholder Type	Sub-Categorization of shares (XV)				
	(I)	(II)	(III)	(IV)	(V)	(VI)	(VII) = IV + V + VI	(VIII) (A + B + C2)	(IX)				(X)	(XI) = (VII) + (X) as a % of A + B + C2	(XII)		(XIII)		(XIV)	Shareholding (No of shares ) under			
									No of Voting Rights			Total as a % of Total Voting rights			No. (a)	As a % of total Shares held (b)	No. (a)	As a % of total shares held (b)		(XIV)	Sub-Category (i)	Sub-Category (ii)	Sub-Category (iii)
									Equity-Class	others class of shares	Total												
A-1 (a)	Indian Individuals/Hindu undivided Family		8	28,17,273	-	-	28,17,273	6.79	28,17,273		28,17,273	6.79	-	6.79		11,59,373	41.15	28,17,273					
	Shri Shekhar Agarwal	A*****M	1	7,55,573	-	-	7,55,573	1.82	7,55,573	-	7,55,573	1.82	-	1.82	-	7,55,573	100.00	7,55,573	Promoter				
	Smt. Shashi Agarwal	A*****C	1	10,37,600	-	-	10,37,600	2.50	10,37,600	-	10,37,600	2.50	-	2.50	-	-	-	10,37,600	Promoter Group				
	Shri Shantanu Agarwal	A*****M	1	5,54,500	-	-	5,54,500	1.34	5,54,500	-	5,54,500	1.34	-	1.34	-	-	-	5,54,500	Promoter Group				
	Smt. Shuchi Poddar	A*****L	1	56,100	-	-	56,100	0.14	56,100	-	56,100	0.14	-	0.14	-	-	-	56,100	Promoter Group				
	Shekhar Agarwal HUF (Karta: Shri Shekhar Agarwal)	A*****L	1	4,03,800	-	-	4,03,800	0.97	4,03,800	-	4,03,800	0.97	-	0.97	-	4,03,800	100.00	4,03,800	Promoter Group				
	Shekhar Agarwal-Trust (Trustee: Shri Shekhar Agarwal)	A*****E	1	2,750	-	-	2,750	0.01	2,750	-	2,750	0.01	-	0.01	-	-	-	2,750	Promoter Group				
	Shantanu Agarwal HUF (Karta: Shri Shantanu Agarwal)	A*****R	1	2,750	-	-	2,750	0.01	2,750	-	2,750	0.01	-	0.01	-	-	-	2,750	Promoter Group				
	Smt. Alka Agarwal	A*****L	1	4,200	-	-	4,200	0.01	4,200	-	4,200	0.01	-	0.01	-	-	-	4,200	Promoter Group				

*Signature*





Sr.No	Category & Name of the Shareholders	PAN	No. Of share holders	No. Of fully paid up equity shares held	Partly paid up equity shares held	No. Of shares underlying Depository Receipts	Total no. shares held	Shareholding % calculated as per SCRR, 1957 as a % of	Number of Voting Rights held in each class of securities				No. Of Shares Underlying Outstanding convertible securities (including Warrants)	Total Shareholding, as a % assuming full conversion of convertible securities (as a percent of	Number of Locked in shares	Number of Shares pledged or otherwise encumbered	Number of equity shares held in dematerialized form	Shareholder Type	Sub-Categorization of shares (XV)			
	(I)	(II)	(III)	(IV)	(V)	(VI)	(VII) = IV+V+VI	(VIII) (A+B+C2)	(IX)				(X)	(XI) = (VII)+(X) as a % of A B+C2	(XII)		(XIII)		(XIV)	Shareholding (No of shares) under		
									No of Voting Rights			Total as a % of Total Voting rights			No. (a)	As a % of total Shares held (b)	No. (a)	As a % of total shares held (b)		Sub-Category (i)	Sub-Category (ii)	Sub-Category (iii)
									Equity-Class	others class of shares	Total											
(b)	Central Government/ State Government(s)																					
(c)	Financial Institutions/ Banks		-	-	-	-	-	-														
(d)	Any Other (specify) Bodies corporate		-	-	-	-	-	-														
	Agarwal Trademart Private Limited	A*****E	7	2,82,91,956	-	-	2,82,91,956	68.16	2,82,91,956	-	2,82,91,956	68.16	-	68.16	-	-	1,37,83,507	48.72	2,82,91,956	Promoter Group		
	Diplomat Leasing and Finance Private Limited	A*****M	1	1,97,60,000	-	-	1,97,60,000	47.61	1,97,60,000	-	1,97,60,000	47.61	-	47.61	-	-	1,37,83,507	69.75	1,97,60,000	Promoter Group		
	Agarwal Finestate Private Limited	A*****L	1	11,35,500	-	-	11,35,500	2.74	11,35,500	-	11,35,500	2.74	-	2.74	-	-	-	-	11,35,500	Promoter Group		
	SSSA Family Private Limited (Trustee Of Shekhar Agarwal Family Pvt. Trust)	A*****L	1	73,96,056	-	-	73,96,056	17.82	73,96,056	-	73,96,056	17.82	-	17.82	-	-	-	-	73,96,056	Promoter Group		
	SSSA Family Private Limited (Trustee Of Shuchi Agarwal Family Pvt. Trust)	A*****L	1	100	-	-	100	0.00	100		100	0.00	-	0.00	-	-	-	-	100	Promoter Group		
	SSSA Family Private Limited (Trustee Of Shashi Agarwal Family Pvt. Trust)	A*****H	1	100	-	-	100	0.00	100		100	0.00	-	0.00	-	-	-	-	100	Promoter Group		
	SSSA Family Private Limited (Trustee Of Shantanu Agarwal Family Pvt. Trust)	A*****E	1	100	-	-	100	0.00	100		100	0.00	-	0.00	-	-	-	-	100	Promoter Group		
	Sub-Total (A)(I)		15	3,11,09,229	-	-	3,11,09,229	74.95	3,11,09,229	-	3,11,09,229	74.95	-	74.95	-	-	1,49,42,880	48.03	3,11,09,229			

*Farhan*



Sr.No.	Category & Name of the Shareholders	PAN	No. Of share holders	No. Of fully paid up equity shares held	Partly paid up equity shares held	No. Of shares underlying Depository Receipts	Total no. shares held	Shareholding % calculated as per SCRR, 1957 as a % of	Number of Voting Rights held in each class of securities				No. Of Shares Underlying Outstanding convertible securities (including Warrants)	Total Shareholding, as a % assuming full conversion of conversion of convertible securities (as a percent of	Number of Locked in shares	Number of Shares pledge or otherwise encumbered	Number of equity shares held in dematerialized form	Shareholder Type	Sub-Categorization of shares (XV)		
(I)	(II)	(III)	(IV)	(V)	(VI)	(VII = IV+V+VI)	(VIII) (A+B+C2)	(IX)				(X)	(XI) = (VII)+(X) as a % of A B+C2	(XII)		(XIII)		(XIV)	Shareholding (No of shares ) under		
								No of Voting Rights			Total as a % of Total Voting rights			No. (a)	As a % of total Shares held (b)	No. (a)	As a % of total shares held (b)		Sub-Category (i)	Sub-Category (ii)	Sub-Category (iii)
								Equity-Class	others class of shares	Total											
A-2	Foreign		-	-	-	-	-	-	-	-	-	-	-	-	-	-	-				
(a)	Individuals (Non-Resident Individuals/ Foreign Individuals)		-	-	-	-	-	-	-	-	-	-	-	-	-	-	-				
(b)	Government		-	-	-	-	-	-	-	-	-	-	-	-	-	-	-				
(c)	Institutions		-	-	-	-	-	-	-	-	-	-	-	-	-	-	-				
(d)	Foreign Portfolio Investor		-	-	-	-	-	-	-	-	-	-	-	-	-	-	-				
(f)	Any Other (specify)		-	-	-	-	-	-	-	-	-	-	-	-	-	-	-				
	Sub-Total (A)(2)		-	-	-	-	-	-	-	-	-	-	-	-	-	-	-				
	Total Shareholding of Promoter and Promoter Group (A)= (A)(I)+(A)(2)		15	3,11,09,229	-	-	3,11,09,229	74.95	3,11,09,229	-	3,11,09,229	74.95	-	74.95	-	-	1,49,42,880	48.03	3,11,09,229		

*Faruk*



Table III - Statement showing shareholding pattern of the Public shareholder

	Category & Name of the Shareholders	PAN	No. Of shareholders	No. of fully paid up equity shares held	Partly paid up equity shares held	No s. Of shares underlying Depository Receipts	Total nos. shares held	Sharehold ing % calculated as per SCRR, 1957 as a % of	Number of Voting Rights held in each class of securities				No. Of Shares Underlying Outstanding convertible securities (including Warrants)	Total Sharehold ing , as a % assuming full conversion of convertible securities(as a percent of diluted shares capital)	Number of Locked in shares	Number of Shares pledge or otherwise encumbered	Number of equity shares held in dematerial ized form	Sub--Categorization of shares(XV)				
	(I)	(II)	(III)	(IV)	(V)	(VI)	(VII =IV+V+VI)	(VIII) (A+B+C2)	(IX)				(X)	(XI) = (VII)+(X) as a % of A B+C2	(XII)		(XIII)		(XIV)	Shareholding (No of		
									No of Voting Rights			Total as a % of Total Voting		No. (a)	As a % of total Shar es held (b)	No. (a)	As a % of total share s held (b)		Sub- Categ ory(i)	Sub- Categ ory(ii)	Sub- Categ ory(iii)	
								Equity-Class	others Class of shares	Total												
B-1	Institutions																					
(a)	Mutual Funds		5	1,000	-	-	1,000	0.00	1,000	-	1,000	0.00	-	0.00	-	-	-	-	-			
(b)	Venture Capital Funds		-	-	-	-	-	-	-	-	-	-	-	-	-	-	-	-	-			
(c)	Alternate Investment Funds		-	-	-	-	-	-	-	-	-	-	-	-	-	-	-	-	-			
(d)	Financial Institutions/ Banks		2	300	-	-	300	0.00	300	-	300	0.00	-	0.00	-	-	-	-	-			
(e)	Insurance Companies		-	-	-	-	-	-	-	-	-	-	-	-	-	-	-	-	-			
(f)	Provident Funds/ Pension Funds		-	-	-	-	-	-	-	-	-	-	-	-	-	-	-	-	-			
(g)	Assets Reconstruction		-	-	-	-	-	-	-	-	-	-	-	-	-	-	-	-	-			
(h)	Sovereign Wealth Fund		-	-	-	-	-	-	-	-	-	-	-	-	-	-	-	-	-			
(i)	NBFCs registered with RBI		-	-	-	-	-	-	-	-	-	-	-	-	-	-	-	-	-			
(j)	Other Financial Institute		-	-	-	-	-	-	-	-	-	-	-	-	-	-	-	-	-			
(k)	Any Other (specify)		-	-	-	-	-	-	-	-	-	-	-	-	-	-	-	-	-			
	Sub-Total (B)(I)		7	1,300	-	-	1,300	0.00	1,300	-	1,300	0.00	-	0.00	-	-	-	-	-			

*Farhad Amin*



	Category & Name of the Shareholders	PAN	No. Of shareholders	No. of fully paid up equity shares held	Partly paid up equity shares held	No s. Of shares underlying Depository Receipts	Total nos. shares held	Shareholding % calculated as per SCRR, 1957 as a % of	Number of Voting Rights held in each class of securities				No. Of Shares Underlying Outstanding convertible securities (including Warrants)	Total Shareholding, as a % assuming full conversion of convertible securities(as a percent of diluted shares capital)	Number of Locked in shares	Number of Shares pledge or otherwise encumbered	Number of equity shares held in dematerialized form	Sub--Categorization of shares(XV)				
	(I)	(II)	(III)	(IV)	(V)	(VI)	(VII =IV+V+VI)	(VIII) (A+B+C2)	(IX)			(X)	(XI) = (VII)+(X) as a % of A B+C2	(XII)		(XIII)		(XIV)	Shareholding (No of			
								No of Voting Rights		Total as a % of Total Voting	No. (a)			As a % of total Share s held (b)	No. (a)	As a % of total share s held (b)			Sub-Categor y(i)	Sub-Categor y(ii)	Sub-Categor y(iii)	
								Equity-Class	others Class of shares		Total											
B-2	Institutions(Foreign)																					
(a)	Foreign Direct Investment		-	-	-	-	-	-	-	-	-	-	-	-	-	-	-	-	-	-		
(b)	Foreign venture Capital Investors		-	-	-	-	-	-	-	-	-	-	-	-	-	-	-	-	-	-		
(c)	Sovereign Wealth Funds		-	-	-	-	-	-	-	-	-	-	-	-	-	-	-	-	-	-		
(d)	Foreign Portfolio Investors Cat I		1	26,638	-	-	26,638	0.06	26,638	-	26,638	0.06	-	0.06	-	-	-	26,638	-	-		
(e)	Foreign Portfolio Investors Cat II		-	-	-	-	-	-	-	-	-	-	-	-	-	-	-	-	-	-		
(f)	Overseas Depositories(holding		-	-	-	-	-	-	-	-	-	-	-	-	-	-	-	-	-	-		
(g)	Any Other(Specify) ( Foreign Institution Investors)		7	6,000	-	-	6,000	0.01	6,000	-	6,000	0.01	-	0.01	-	-	-	-	-	-		
	Sub-Total (B)(2)		8	32,638	-	-	32,638	0.08	32,638	-	32,638	0.08	-	0.08	-	-	-	26,638	-	-		
B-3	Central Government/ State Government(s)		-	-	-	-	-	-	-	-	-	-	-	-	-	-	-	-	-	-		
(a)	Central Government President of India		-	-	-	-	-	-	-	-	-	-	-	-	-	-	-	-	-	-		
(b)	State Government Governor		-	-	-	-	-	-	-	-	-	-	-	-	-	-	-	-	-	-		
(c)	Shareholding by Companies or BC		-	-	-	-	-	-	-	-	-	-	-	-	-	-	-	-	-	-		
	Sub-Total (B)(3)		-	-	-	-	-	-	-	-	-	-	-	-	-	-	-	-	-	-		

*Handwritten signature*





	Category & Name of the Shareholders	PAN	No. Of shareholders	No. of fully paid up equity shares held	Partly paid up equity shares held	No. Of shares underlying Depository Receipts	Total nos. shares held	Shareholding % calculated as per SCRR, 1957 as a % of	Number of Voting Rights held in each class of securities				No. Of Shares Underlying Outstanding convertible securities (including Warrants)	Total Shareholding, as a % assuming full conversion of convertible securities(as a percent of diluted shares capital)	Number of Locked in shares	Number of Shares pledged or otherwise encumbered	Number of equity shares held in dematerialized form	Sub--Categorization of shares(XV)									
									(IX)			Total as a % of Total Voting						(X)	(XI) = (VII)+(X) as a % of A+B+C2	(XII)		(XIII)		(XIV)	Shareholding (No of		
									No of Voting Rights											No. (a)	As a % of total Shares held (b)	No. (a)	As a % of total shares held (b)		Sub-Categor y(i)	Sub-Categor y(ii)	Sub-Categor y(iii)
									Equity-Class	others Class of shares	Total																
(g)(i)	Individuals -																										
(h) II	Individual shareholders holding nominal share capital up to Rs. 2 lakhs.		16,255	49,05,423	-	-	49,05,423	11.82	49,05,423	-	49,05,423	11.82	-	11.82	-	-	-	-	43,42,365								
	ii. Individual shareholders holding nominal share capital		32	26,94,943	-	-	26,94,943	6.49	26,94,943	-	26,94,943	6.49	-	6.49	-	-	-	-	26,94,943								
	1 Ajay Upadhyaya	A*****R	1	7,83,000	-	-	7,83,000	1.89	7,83,000	-	7,83,000	1.89	-	1.89	-	-	-	-	7,83,000								
	(i) NRI		102	1,16,043	-	-	1,16,043	0.28	1,16,043	-	1,16,043	0.28	-	0.28	-	-	-	-	1,15,943								
	(j) Foreign Nationals		-	-	-	-	-	-	-	-	-	-	-	-	-	-	-	-	-								
	(k) Foreign Companies		-	-	-	-	-	-	-	-	-	-	-	-	-	-	-	-	-								
	(l) Bodies Corporate		99	21,68,274	-	-	21,68,274	5.22	21,68,274	-	21,68,274	5.22	-	5.22	-	-	-	-	-								
	1 Inter Globe Capital Market Ltd.	A*****R	1	6,48,681	-	-	6,48,681	1.56	6,48,681	-	6,48,681	1.56	-	1.56	-	-	-	-	6,48,681								
	(m) Any Other (specify)		282	4,80,150	-	-	4,80,150	1.16	4,80,150	-	4,80,150	1.16	-	1.16	-	-	-	-	4,80,150								
	Resident Individual(HUF) Clearing Member		268	4,47,671	-	-	4,47,671	1.08	4,47,671	-	4,47,671	1.08	-	1.08	-	-	-	-	4,47,671								
		14	32,479			32,479	0.08	32,479		32,479	0.08		0.08					32,479									
	Sub-Total (B)(4)		16,770	1,03,64,833	-	-	1,03,64,833	24.97	1,03,64,833	-	1,03,64,833	24.97	-	24.97	-	-	-	-	97,99,475								
	Total Public Shareholding (B)= (B)(1)+(B)(2)+(B)(3)+(B)(4)		16,785	1,03,98,771	-	-	1,03,98,771	25.05	1,03,98,771	-	1,03,98,771	25.05	-	25.05	-	-	-	-	98,26,113								
	Total (A) +(B)		16,800	4,15,08,000	-	-	4,15,08,000	100.00	4,15,08,000	-	4,15,08,000	100.00	-	100.00	-	-	1,49,42,880	36.00	4,09,35,342								

*Signature*





	Category & Name of the Shareholders	PAN	No. Of shareholders	No. of fully paid up equity shares held	Partly paid up equity shares held	No s. Of shares underlying Depository Receipts	Total nos. shares held	Sharehold ing % calculated as per SCRR, 1957 as a % of	Number of Voting Rights held in each class of securities				No. Of Shares Underlying Outstanding convertible securities (including Warrants)	Total Sharehold ing , as a % assuming full conversion of conversion of convertible securities(as a percent of diluted shares capital)	Number of Locked in shares	Number of Shares pledged or otherwise encumbered	Number of equity shares held in dematerial ized form	Sub--Categorization of shares(XV)																	
									(I)	(II)	(III)	(IV)						(V)	(VI)	(VII =IV+V+VI)	(VIII) (A+B+C2)	(IX)				(X)	(XI) = (VII)+(X) as a % of A B+C2	(XII)		(XIII)		(XIV)	Shareholding (No of		
									No of Voting Rights			Total as a % of Total Voting						No. (a)	As a % of total Shar es held (b)	No. (a)	As a % of total share s held (b)	Sub- Categ ory(i)	Sub- Categ ory(ii)	Sub- Categ ory(iii)											
Equity-Class			others Class of shares	Total																															
B-4	Non-institutions																																		
(a)	Associates Companies Subsidiaries		-	-	-	-	-	-	-	-	-	-	-	-	-	-	-	-	-	-	-	-	-												
(b)	Director and their relatives(excluding independent director and nominee director		-	-	-	-	-	-	-	-	-	-	-	-	-	-	-	-	-	-	-	-	-												
(c)	Key Managerial Personnel		-	-	-	-	-	-	-	-	-	-	-	-	-	-	-	-	-	-	-	-	-												
(d)	Relatives of promoters ( other than immediate relatives)		-	-	-	-	-	-	-	-	-	-	-	-	-	-	-	-	-	-	-	-	-												
(e)	Trusts		-	-	-	-	-	-	-	-	-	-	-	-	-	-	-	-	-	-	-	-	-												
(f)	IEPF		-	-	-	-	-	-	-	-	-	-	-	-	-	-	-	-	-	-	-	-	-												

*Signature*




Table IV - Statement showing shareholding pattern of the Non Promoter- Non Public shareholder

Category & Name of the Shareholders		PAN	No. Of share holders	No. Of fully paid up equity shares held	Partly paid up equity shares held	Nos. Of shares underlying Depository Receipts	Total nos. shares held	Shareholding % calculated as per SCRR, 1957 as a % of	Number of Voting Rights held in each class of securities			No. Of Shares Underlying Outstanding convertible securities (including Warrants)	Total Shareholding , as a % assuming full conversion of conversion of convertible securities(as a percent of diluted shares capital)	Number of Locked in shares		Number of Shares pledge or otherwise encumbered		Number of equity shares held in dematerial ized form	
(I)		(II)	(III)	(IV)	(V)	(VI)	(VII =IV+V+VI)	(VIII) (A+B+C2)	(IX)			(X)	(XI) = (VII)+(X) as a % of A+B+C2	(XII)		(XIII)		(XIV)	
									No of Voting Rights		Total as a % of Total Voting rights			No. (a)	As a % of total Shares held (b)	No. (a)	As a % of total share s held (b)		
									Class x	Class- y		Total							
C-1	Custodian/DR Holder		-	-	-	-	-	-	-	-	-	-	-	-	-	-	NA	-	
a	Name of DR Holder (If Available)		-	-	-	-	-	-	-	-	-	-	-	-	-	-	NA	-	
C-2	Employee Benefit Trust (under SEBI (Share based Employee Benefit) Regulations, 2014)		-	-	-	-	-	-	-	-	-	-	-	-	-	-	NA	-	
Total Non- Promoter- Non Public Shareholding (C)= (C)(1)+(C)(2)			-	-	-	-	-	-	-	-	-	-	-	-	-	-	NA	-	
Total (A) +(B)+( C)			16,800		-	-	4,15,08,000	100.00	4,15,08,000	-	4,15,08,000	100.00	-	100.00	-	-	1,49,42,880	36.00	4,09,35,342

*Signature*

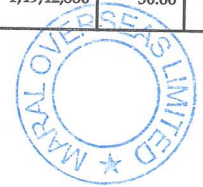



Table -V- Statement Showing Shareholding Pattern of the Significant Beneficiary Owner (SBO)

Sr.No.	Details of SBO				Details of Registered Owners				Details Of Holding/Exercise of Right of the SBO in the Reporting Company, Whether Direct or Indirect*					Date Of Creation /Acquisition Of Significant Beneficial Interest
	Name	PAN	Passport No. In Case Of Foreign National	Nationality	Name	PAN	Passport No. In Case Of Foreign National	Nationality	Whether by virtue of:					
									Share s	Voti ng Rights	Rights On Distributable Dividend Or Any Other Distribution	Exercise Of Control	Exercise Of Significant Influence	
1	Shekhar Agarwal	A*****M		India	Shekhar Agarwal -Huf (Karta: Shri Shekhar Agarwal)	A*****L		India	0.97	0.97	0.97	Yes	Yes	31.10.1991
2	Shekhar Agarwal	A*****M		India	Shekhar Agarwal	A*****M		India	1.82	1.82	1.82	Yes	Yes	31.10.1991
3	Shekhar Agarwal	A*****M		India	Agarwal Trademart Private Limited	A*****E		India	47.61	47.6	47.61	Yes	Yes	31.03.2009
4	Shekhar Agarwal	A*****M		India	Agarwal Finestate Private Limited	A*****L		India	17.82	17.8	17.82	Yes	Yes	26.12.1996
5	Shekhar Agarwal	A*****M		India	Diplomat Leasing And Finance Private Limited	A*****M		India	2.74	2.74	2.74	Yes	Yes	31.08.2001
6	Shekhar Agarwal	A*****M		India	SSSA Family Private Limited (Trustee Of Shekhar Agarwal Family Pvt. Trust)	A*****L		India	0.00	0.00	0.00	Yes	Yes	27.09.2023
7	Shekhar Agarwal	A*****M		India	SSSA Family Private Limited (Trustee Of Shuchi Agarwal Family Pvt. Trust)	A*****L		India	0.00	0.00	0.00	Yes	Yes	27.09.2023
8	Shekhar Agarwal	A*****M		India	SSSA Family Private Limited (Trustee Of Shashi Agarwal Family Pvt. Trust)	A*****H		India	0.00	0.00	0.00	Yes	Yes	27.09.2023
9	Shekhar Agarwal	A*****M		India	SSSA Family Private Limited (Trustee Of Shantanu Agarwal Family Pvt. Trust)	A*****E		India	0.00	0.00	0.00	Yes	Yes	27.09.2023

*Sanjay Kumar*



**Table VI - Statement showing foreign ownership limits**

Particular	Approved limits (%)	Limits utilized (%)
As on shareholding date -30-06-2025	100.00	0.21
As on the end of previous 1st quarter-31-03-2025	100.00	0.21
As on the end of previous 2nd quarter-31-12-2024	100.00	0.25
As on the end of previous 3rd quarter--30-09-2024	100.00	0.21
As on the end of previous 4th quarter -30-06-2024	100.00	0.17
<b>Notes :-</b> 1) "Approved Limits (%)" means the limit approved by Board of Directors / shareholders of the Listed entity. In case the listed entity has no Board approved limit, provide details of sectoral / statutory cap prescribed by Government / Regulatory Authorities. 2) Details of Foreign ownership includes foreign ownership / investments as specified in Rule 2(s) of the Foreign Exchange Management (Non-debt Instruments) Rules, 2019, made under the Foreign Exchange Management Act, 1999.		

